

# Art & Design Learning Journey

## Composition (Drawing) –EYFS & KSI Autumn 1

Reception

FACES



Reception will learn about the composition of the face. Skills will include basic mark making, colour mixing and observational drawing.

Artist Reference: Vincent Van Gogh

Talking Point: What colour is skin colour?

Year 1

MARK MAKING



Year 1 will learn about composition in observational drawing and collage. They will learn about the work of famous artists and then make choices when creating their own artwork.

Artist Reference: Wassily Kandinsky, Zaria Forman

Talking Point: What comes first the drawing or the story?

Year 2

EXPLORE & DRAW



Year 2 will learn about animal markings and the work of Henri Rousseau and how he used his imagination to create the compositions in his paintings.

Artist Reference: Henri Rousseau, Andy Goldsworthy

Talking Point: Can you create art by using your imagination alone?

# Art & Design Learning Journey

## Composition (Drawing) –KS2 Autumn 1

Year 3

LIGHT & SHADE



Year 3 will learn about how to use light and shade to create different compositions. They will develop their observational drawing skills and use graphite pencils and charcoal to create cave art in 3D caves.

Artist Reference: Laura Mckendry, Cave artists

Talking Point: Can you convey emotion with pencil alone?

Year 4

STILL LIFE



Year 4 will learn about still life compositions. They will use observational skills, collage and shading techniques then make choices when creating their own compositions.

Artist Reference: Paul Cezanne, Henri Matisse

Talking Point: What is Chiaroscuro?

Year 5

IDENTITY & WORDS



Year 5 will learn how to combine words and typography in their artwork. They will experiment with a variety of media and create their own compositions.

Artist Reference: Paula Scher, Andy Warhol

Talking Point: What impact do words make in artwork?

Year 6

WEAVING



Year 6 will learn about textile art. They use their drawing skills to design a seasonal weaving composition. They will use a variety of fabrics and materials to make and thread their own loom and create their own piece of weaving.

Artist Reference: Anni Albers, Billie Zangewa

Talking Point: How do weavers think about composition?

# Art & Design Learning Journey

## Composition (Painting) –EYFS & KSI Spring 1

### Reception

#### COLOUR



Reception will learn about the primary and secondary colours. They will explore colour composition using different mediums and experiment with a variety of painting tools in order to develop control.

Artist Reference: Jackson Pollock

Talking Point: How do colours make you feel?

### Year 1

#### COLOUR SPLASH



Year 1 will begin to mix secondary colours, apply their painting skills when learning about a famous artist and explore colour when printing and using different media.

Artist Reference: Paul Klee, Clarice Cliff

Talking Point: Is composition important when using colours?

### Year 2

#### LIFE IN COLOUR



Year 2 will learn about the shades and tones of colours and how to make colours lighter and darker. They will also look at creating mix and match colours effectively in a composition.

Arist Reference: Kandinsky, Bearden

Talking Point: How can you describe a warm and cool colours?

# Art & Design Learning Journey

## Composition (Painting) –KS2 Spring 1

Year 3

SONIA DELAUNAY



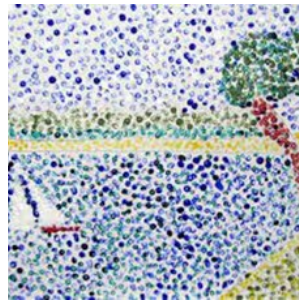
Year 3 will learn about complementary colours and be able to work confidently in scales (big & small compositions). They will also learn about how artists use colour to enhance and direct their compositions.

Artist Reference: Sonia Delaunay, Abdoulaye Konde

Talking Point Are there similarities between artists and fashion designers?

Year 4

POINTILLISM




In Year 4 children will look at different painting techniques. They will look at famous artworks and discuss how pointillism has evolved over time.

Artist Reference: Seurat, Kusama

Talking Point: Does Damien Hirst have to think about composition in the same way as Georges Seurat?

Year 5

LANDSCAPES




In Year 5 children will learn about composition in landscape painting and collage techniques. They will explore and evaluate famous artworks begin to practice and develop their own style of landscape painting.

Artist Reference: Ayzavovskiy, Fazzino

Talking Point: How is colour used to create a mood in landscape art.

Year 6

IDENTITY



In Year 6 children will explore the concept of Identity and Culture in Art. They will look at artists such as Frida Kahlo and well as participating in the Israel75 project, looking at cultural artwork and making connections with their own community.

Artist Reference: Kahlo, Israel75

Talking Point: How would you describe your culture and identity to someone who doesn't know you?

# Art & Design Learning Journey

## Composition (Sculpture/Craft) –EYFS & KS1 Summer 1

Reception

LETS GET CRAFTY



Reception will be focusing on developing their cutting, joining, threading and crafting skills. They will learn how to control the tools they use and explore making and being creative with a range of materials and media.

Artist Reference: Herve Tullet

Talking Point: What is a craft?

Year 1

WOVEN WONDERS



Year 1 will be exploring crafts such as sewing and weaving. They will look at the differences between fabrics and textiles and explore using them to create art and craft work.

Artist Reference: Judith Scott

Talking Point: How to incorporate composition in textile design?

Year 2

CLAY HOUSES



Year 2 will be working with clay in this unit to design and make their own clay houses. They will be using a variety of tools and joining techniques

Artist Reference: Rachel Whiteread, Magdalene Odundo

Talking Point: How do you make a sturdy pot?

# Art & Design Learning Journey

## Composition (Sculpture/Craft) –KS2 Summer 1

Year 3

ANCIENT EGYPTIAN  
SCROLLS



Year 3 will recognize and discuss the importance of Egyptian art. They will use their drawing skills to show idea exploration and then use a variety of materials to create their own ancient scroll.

Artist Reference: Hosam Dirar, Alaa Awad

Talking Point: Was the composition of the symbols in Hieroglyphics important?

Year 4

FABRIC OF NATURE



In Year 4 children will look the work of fabric designers. They will learn how to make a repeat pattern and use mood boards to plan and create ideas.

Artist Reference: William Morris, Orla Kiely

Talking Point: Is the composition of the design important in fabrics.

Year 5

ARCHITECTURE



In Year 5 children will learn about what it means to be an architect. They will use printing techniques to create an interesting composition and learn to analyse their work and the work of their friends.

Artist Reference: Hundertwasser, Hadid

Talking Point: What is the first stage of designing a house?

Year 6

PHOTO OPPORTUNITY



In Year 6 children will use ipads to explore photographic styles. They will learn how to use the grid method when making artwork and how to use CAD apps to enhance and adapt their photographs.

Artist Reference: Edward Weston, Edvard Munch

Talking Point: How do you compose a perfect photograph?