















How to say the Phase 5 sounds

At Phase 5, children learn alternative graphemes for sounds introduced in Phases 2 and 3.





Sounds introduced in Phase 2




Grapheme and mnemonic	Pronunciation phrase	Phase 5 Graphemes
	Show your teeth and let the s hiss out ssssss ssssss	c se ce st sc
	Open your lips a bit; put your tongue behind your teeth and make the nnnnn sound nnnnn	kn gn
	Put your lips together and make the mmmmm sound mmmmm	mb
	Open your mouth into a little smile; make your tongue flat and move it up towards the top of your mouth to say c c c	ch
	Show me your teeth to make a rrrr sound rrrrr	wr
	Open your lips a little; put your teeth on your bottom lip and push the air out to make the sound ffff fffff	ph
	Open your mouth a little; put your tongue up to the top of your mouth, behind your teeth, and press llll llll	le al
	Pucker your lips and show your teeth; use your tongue as you say jjj	g dge ge
	Put your teeth against your bottom lip and make a buzzing sound vvvv vvvv	ve




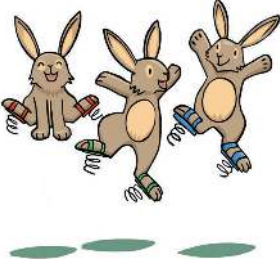
Grapheme and mnemonic	Pronunciation phrase	Phase 5 Graphemes
	Pucker your lips and keep them small as you say w w w	wh
	Show me your teeth and buzz the z sound zzzzz zzzzz	se ze
	Pucker your lips and show your teeth; use your tongue as you say ch ch ch	tch ture*
	Show me your teeth and push the air out shshshshshsh	ch ti ssi si ci
	Open your mouth wide and say e e e	ea
	Pull your lips back and make the i sound at the back of your mouth iii	y
	Make your mouth into a round shape and say o o o	a
	Open your mouth wide and say u u u	o-e o ou



*Note that the pronunciation of 'ture' has a slight schwa sound at the end.

Sounds introduced in Phase 3

Grapheme	Catchphrase	Pronunciation phrase	Phase 5 Graphemes
ai	 <p>tail in the rain</p>	Open your mouth wide and say ai ai ai	ay a a-e eigh aigh ey ea
ee	 <p>sheep in a jeep</p>	Smile with your lips apart and say ee ee ee	ea e e-e ie y ey
igh	 <p>a light in the night</p>	Open your mouth in a relaxed way and say igh igh igh	ie i i-e y
oa	 <p>soap that goat</p>	Make an 'o' with your mouth and say oa oa oa	o o-e ou oe ow

Grapheme	Catchphrase	Pronunciation phrase	Phase 5 Graphemes
oo	 <p>zoom to the moon</p>	<p>Open your mouth just a bit, put your hand on your tummy, pull your tummy in and say oo oo oo</p>	<p>ue u-e ew ou ui</p>
yoo		<p>Pucker your lips and keep them small as you say yoo yoo yoo</p>	<p>ue u u-e ew</p>
oo	 <p>hook a book</p>	<p>Open your mouth just a bit, put your hand on your tummy, pull your tummy in and say oo oo oo</p>	<p>u* oul</p>
ar	 <p>march in the dark</p>	<p>Open your mouth wide, push your tongue down and say ar ar</p>	<p>a* al*</p>

Grapheme	Catchphrase	Pronunciation phrase	Phase 5 Graphemes
or	 <p>born with a horn</p>	<p>Make an 'o' with your mouth, push your tongue down and say or or or</p>	<p>aw au aur oor al a oar ore</p>
ur	 <p>curl the fur</p>	<p>Open your mouth in a relaxed way, push your tongue down and say ur ur ur</p>	<p>er ir or</p>
ow	 <p>wow owl</p>	<p>Open your mouth wide then move your lips together as you say ow ow ow</p>	<p>ou</p>
oi	 <p>boing boing</p>	<p>Make an 'o' with your mouth then move your lips out as you say oi oi oi</p>	<p>oy</p>

Grapheme	Catchphrase	Pronunciation phrase	Phase 5 Graphemes
ear	 <p>get near to hear</p>	Smile with your lips apart, push your tongue to your teeth as you say ear ear ear	ere ear
air	 <p>chair in the air</p>	Open your mouth wide, push your tongue down as you say air air air	are ere ear
zh		Pucker your lips and show your teeth; push the air over your tongue as you say zh zh	su si

*depending on regional accent